


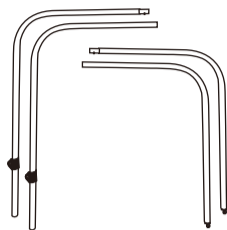
ACCESSORY

Canopy



1 pc

Frame



4 pc

Tube



2 pc

Straps



2 pc

U-Bolt



2 pc

Washer



4 pc

Hexagonal Nut



4 pc

Hexagonal Nut



4 pc

Bolt




2 pc



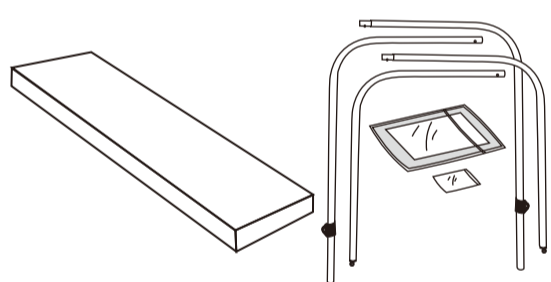
SUNSHADE INSTRUCTION

3010-9031

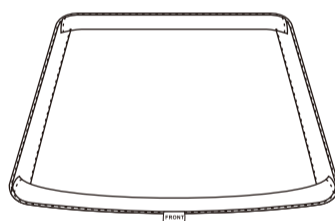


PLEASE NOTE:

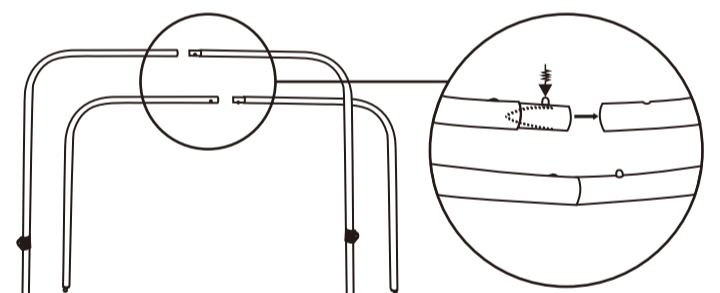
REMOVE SUNSHADE PRIOR TO TRANSPORT, COULD RESULT IN SERIOUS DAMAGE TO SUNSHADE.



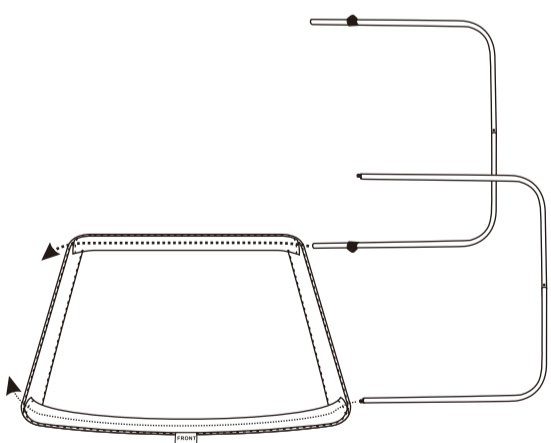
1. Take out full set SUNSHADE PARTS



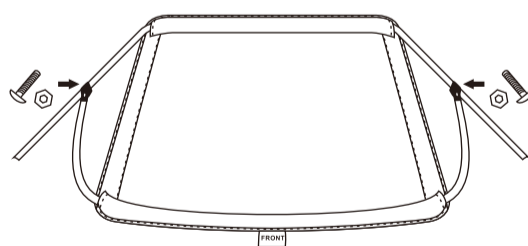
2. Lay fabric flat upside-down



3. Snap connector



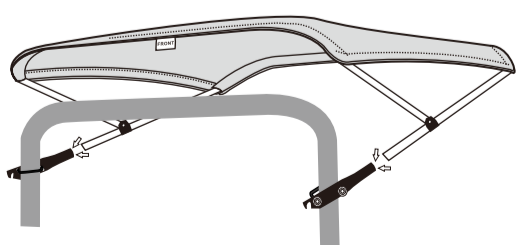
4. Insert the frame into the fabric sleeves



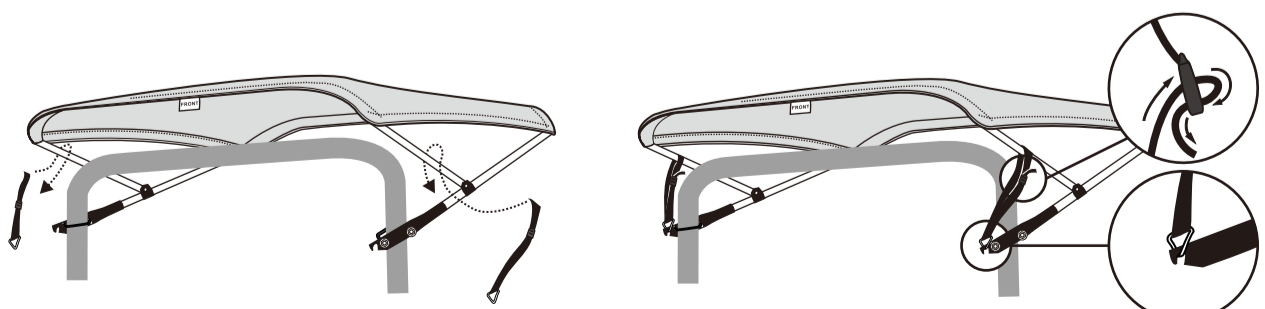
5. Use Bolt and nut fix the short frame to long frame



6. Use U-Bolt to fix Black frame



7. Inset sunshade frame to Black tube



8. Fix the straps to frame, fix it to Black tube